

Name: _____ Date: _____

Student Exploration: Pond Ecosystem

Vocabulary: concentration, mean, oxygen, parts per million, photosynthesis

Prior Knowledge Questions (Do these BEFORE using the Gizmo.)

1. All animals need **oxygen**. We get oxygen from the air we breathe. How do fish get theirs?

2. Where does the “fizz” in soda come from? _____

Gizmo Warm-up


The *Pond Ecosystem* Gizmo™ lets you study ponds as an ecologist would. Each of the tools can be dragged to the pond to take measurements.

1. Drag the **Thermometer** to the pond at 6:00 AM.

What is the water temperature? _____ °C

2. Click **Fast-forward** (▶▶) until about 12:00 PM, and then click **Pause** (⏸).

What is the water temperature now? _____ °C





3. Just as soda contains dissolved carbon dioxide, pond water contains dissolved oxygen. The unit for measuring the **concentration** (amount) of oxygen is **parts per million** (ppm).

Drag the **Oxygen** gauge to the pond. What is the concentration of oxygen? _____

4. Click **Play** (▶) and drag the **Fishing pole** to the pond. Fish for about four hours.

How many catfish did you catch? _____ How many trout? _____

Activity A: A day in the life of a pond	<u>Get the Gizmo ready:</u> <ul style="list-style-type: none"> Click Reset (). 	
--	---	---

Question: How does the amount of dissolved oxygen in a pond change during one day?

- Explore: Use the **Oxygen** gauge to measure the level of dissolved oxygen at several different times of the day.
- Form hypothesis: How does the dissolved oxygen concentration change over 24 hours?

- Predict: At what time should the amount of oxygen in a pond be lowest? (Circle one)

6:00 AM 12:00 PM (noon) 6:00 PM 12:00 AM (midnight)

- Test: Measure the dissolved oxygen at four times during the day: 6 AM, 12 PM (noon), 6 PM, and 12 AM (midnight). Then click **New pond** and repeat the test for two more ponds. Record your results in the table below.

	6:00 AM	12:00 PM	6:00 PM	12:00 AM
Pond 1				
Pond 2				
Pond 3				

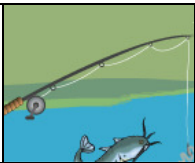
- Analyze: Was your prediction correct for all three ponds? Explain. _____

- Draw conclusions: The dissolved oxygen in a pond is produced by pond plants and algae in a process called **photosynthesis**.

A. At what time of day does photosynthesis take place? _____

B. What source of energy is present during this time? _____

C. Why does the level of dissolved oxygen go down after sunset? _____

Activity B: Go fish!	<u>Get the Gizmo ready:</u> <ul style="list-style-type: none"> • Click Reset. 	
---------------------------------------	---	---

Question: How do concentrations of dissolved oxygen affect fish?

1. Explore: To investigate the question, measure the oxygen concentration and go fishing in several ponds. (To fish, click **Play** and drag the fishing pole into the pond for several hours.)

2. Form hypothesis: How does oxygen concentration affect the fish that live in a pond?

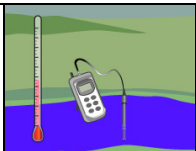
3. Predict: If you fish in four ponds, will more fish be caught in the two ponds with the lowest oxygen concentrations, or the two ponds with the highest oxygen concentrations? Explain.

4. Test: Investigate four ponds. For each pond, measure the dissolved oxygen concentration at 6:00 AM. Fish for six hours and record how many catfish and trout you catch in each pond. (Hint: To find a pond with relatively high levels of dissolved oxygen, click **No farms**.)

	Oxygen (6:00 AM)	Number of catfish	Number of trout
Pond 1			
Pond 2			
Pond 3			
Pond 4			

5. Analyze: What does your data show? _____

6. Draw conclusions: Which type of fish can survive better in low-oxygen conditions? Explain.

Activity C: Dissolved oxygen	<u>Get the Gizmo ready:</u> <ul style="list-style-type: none"> • Select No farms. • A calculator is recommended for this activity. 	
---	---	---

Question: How does temperature affect the concentration of dissolved oxygen?

1. Explore: Measure the temperature and concentration of dissolved oxygen in several ponds.
2. Form hypothesis: How does temperature affect oxygen concentrations? _____

3. Predict: Which ponds will have a higher average oxygen concentration, ponds cooler than 20°C or ponds hotter than 20°C? _____
4. Test: For each pond, measure the temperature and oxygen concentration at 6:00 AM. If the temperature is below 20°C, record your results in the left table. If the temperature is above 20°C, record your results in the right table. Continue until each table is filled.

Ponds cooler than 20°C	
6:00 AM Temp.	6:00 AM Oxygen

Ponds hotter than 20°C	
6:00 AM Temp.	6:00 AM Oxygen

5. Calculate: Find the **mean** (average) oxygen concentration for the cold ponds and for the hot ponds. To find the mean, add the three oxygen concentrations and then divide by three.

Mean oxygen level for cold ponds: _____ Mean oxygen level for hot ponds: _____

6. Draw conclusions: How does the temperature of water affect its ability to hold oxygen?

7. Challenge: Turn off the **No farms** checkbox. Use the Gizmo to investigate the effect of farms on dissolved oxygen. Record all data on separate sheets. What did you find?

