

Name: _____ Date: _____

Student Exploration: Chicken Genetics

Vocabulary: allele, codominance, dominant, genotype, heterozygous, homozygous, phenotype, probability, Punnett square, recessive, trial

Prior Knowledge Questions (Do these BEFORE using the Gizmo.)


1. The image shows a flower that was produced by crossing a pure red flower with a pure white flower. Which do you think is the dominant petal color: red or white? Explain.



2. How is the inheritance pattern shown by this flower different from other inheritance patterns you have seen or studied? _____

Gizmo Warm-up

There are many different ways traits can be inherited. Some traits are governed by **alleles** that are **dominant** over other alleles. Other traits are governed by alleles that share dominance. These alleles follow a pattern of inheritance called **codominance**. With the *Chicken Genetics Gizmo*TM, you will study how codominance affects the inheritance of certain traits.

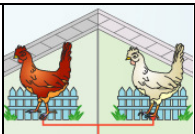


1. Turn on **Show genotype**. The **genotype** is the allele combination an organism has. Point to the red chicken.

A. What is the red chicken's genotype? _____

B. What is the white chicken's genotype? _____

2. What do you think the letters *F*, *R*, and *W* stand for in the genotypes?

Activity A: Codominant traits	<u>Get the Gizmo ready:</u> <ul style="list-style-type: none"> • Drag a red chicken and a white chicken into the parent boxes, but don't click Breed yet. 	
--	---	---

Question: What inheritance patterns do codominant traits display?

1. Predict: What do you think the offspring of a red chicken and a white chicken will look like?

2. Observe: Click **Breed**. What are the offspring genotypes? _____

An organism's appearance is its **phenotype**. Describe the offspring's phenotype.


3. Experiment: Drag four offspring to the **Holding Cages**. Click **Clear**, and then drag one of the offspring to a parent box. Drag a white chicken to the other box. Click **Breed** several times.

Describe the resulting genotypes and phenotypes of the offspring.

4. Revise and Repeat: Click **Clear**. Drag another chicken from the **Holding Cages** to the parent box. Drag a red chicken to the other box. Click **Breed** several times.

Describe the resulting genotypes and phenotypes of the offspring.

5. Explain: In dominant/recessive inheritance patterns, the dominant allele is always expressed when present. The **recessive** allele is only expressed when the dominant allele is not present. Use your observations from this activity to describe how codominant inheritance patterns differ from dominant/recessive inheritance patterns.

Activity B: Codominant crosses	<u>Get the Gizmo ready:</u> <ul style="list-style-type: none"> Click Clear. Drag the remaining chickens from the Holding Cages into the parent boxes. 	
---	---	---

Introduction: **Probability** is the likelihood that a specific event will occur. Scientists use probability to predict the outcomes of different genetic crosses.

Question: How can you use probability to predict the outcome of a codominant cross?

1. Model: A **Punnett square** is used to model the possible offspring genotypes from a genetic cross. The parent genotypes are written at the top and side of the square, as shown. The possible offspring genotypes are then filled in.

	F^R	F^W
F^R	$F^R F^R$	
F^W		

The first square is filled in for you. Fill in the remaining squares. (Note: $F^R F^W$ is equivalent to $F^W F^R$.)

2. Analyze: A **homozygous** chicken will have the same alleles for feather color. A **heterozygous** chicken will have two different alleles for feather color.

A. Are the parents homozygous or heterozygous? Explain how you know.

B. What are the possible genotypes of the offspring? _____

C. Will the offspring be homozygous or heterozygous? _____

3. Calculate: Punnett squares can be used to predict probable outcomes of genetic crosses. To calculate probability, divide the number of one kind of possible outcome by the total number of all possible outcomes. For example, if you toss a coin, the chance it will land on heads is equal to $1 \div 2$. This probability can be expressed as $\frac{1}{2}$, 0.5, or 50%.

Look at the Punnett square above.

A. How many total possible outcomes are there? _____

B. How many of the possible outcomes are for each of the following genotypes?

$F^R F^R$ _____ $F^W F^W$ _____ $F^R F^W$ _____

C. What is the probability for each of the following outcomes? (Record answers as both fractions and percentages.)

$F^R F^R$ _____ $F^W F^W$ _____ $F^R F^W$ _____

(Activity B continued on next page)

Activity B (continued from previous page)

4. Test: Use the Gizmo to test your predicted outcomes. Turn on **Show statistics** and **Show as approximate percentage**. Click **Breed**. What are the results of the cross?

5. Evaluate: Did the results of the cross match your prediction? If not, why do you think that was the case?

6. Collect data: Click **Breed** 19 more times until you have generated 100 offspring. How do the percentages match your prediction now? Have they gotten to be more or less similar to your original prediction?

7. Compare: Click **Breed** until you have generated at least 1,000 offspring. Compare the statistics on the Gizmo with your original predictions. How close are they?

8. Draw conclusions: Each time you bred the parent chickens, you completed a trial. A **trial** is single time that you conduct an experiment. Random chance often causes identical trials to have different outcomes. Because of this, scientists repeat experiments many times in order to make sure that chance alone is not responsible for the results of a trial.

How did your results change as the number of trials you completed increased? Why was it important for you to breed the chickens repeatedly in this experiment?
